


PEOPLE TIME

Gnome Notes



WRITE TEENY-TINY NOTES FOR YOUR FRIENDS AND NEIGHBORS!



ACTIVITY

- Cut out, fold, and glue several teeny-tiny envelopes.
- Cut out tiny note pages and write compliments on them as small as you can.




THEN

- Write things like, “OPEN ME!” on the outside of the envelopes and leave them in easily noticed places around your neighborhood.
- Write things like, “To a Friend” and put them inside your neighbors’ mailboxes!
- Hide them under pillows or tuck them into cabinets to make someone’s day!

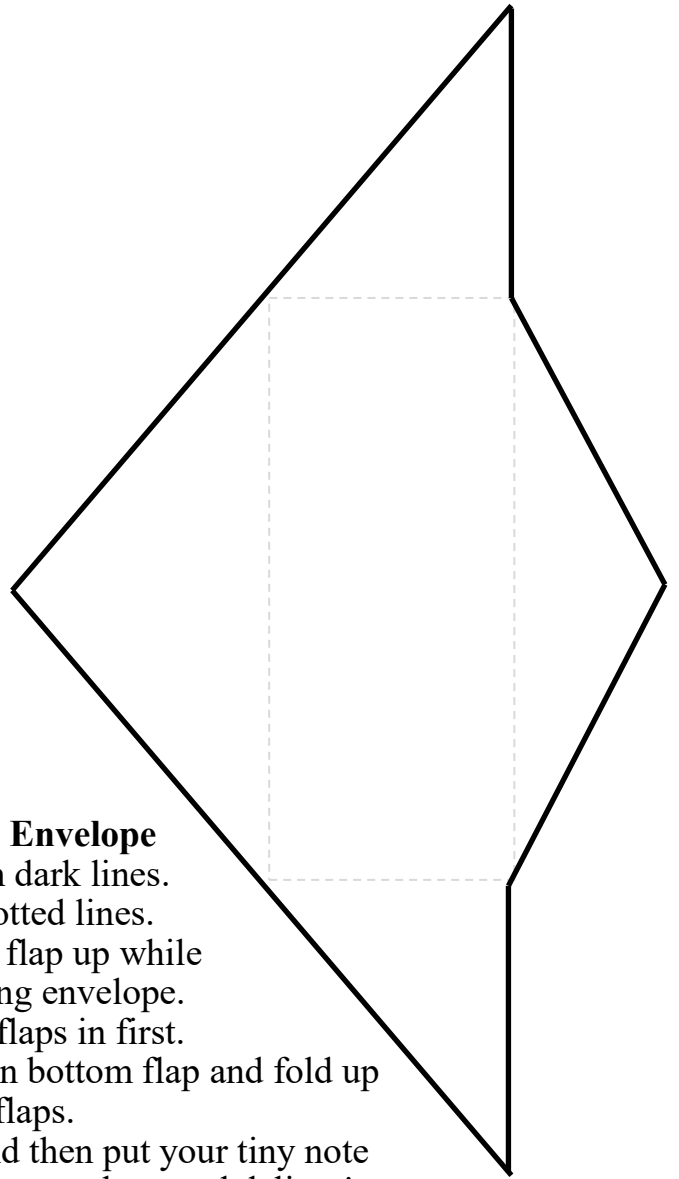
IF ANYONE ASKS YOU ABOUT THE MYSTERIOUS NOTES, YOU CAN TRUTHFULLY REPLY THAT THEY MUST BE GNOME NOTES!

You will find a template for a
gnome-tiny envelope and note paper attached.



Gnome Note

- Cut out on dark lines.
- Fold on dotted lines.



Gnome Note Envelope

- Cut out on dark lines.
- Fold on dotted lines.
- Leave top flap up while constructing envelope.
- Fold side flaps in first.
- Put glue on bottom flap and fold up over side flaps.
- Let dry and then put your tiny note in your tiny envelope and deliver!

