

# **ENGINEERING CHALLENGE**

## *Cardboard Castle Creator*




### **CRAFT MATERIALS**

You will need the attached template, recycled cardboard, scissors, and something to draw with. You may also want to decorate with crayons, colored pencils, or markers.

## **TEST YOUR ENGINEERING SKILLS AND BECOME A CARDBOARD CASTLE CREATOR!**

### **MORE IDEAS**

Now that you know how to join walls, what other buildings can you make? Barn? Skyscraper? Wizard's tower?



# CARDBOARD CASTLE


## YOU WILL NEED:

- Printed template
- Recycled cardboard bits (like a cereal box or food box)
- Scissors
- Something to draw with




Cut out the template size that matches your available cardboard.

Trace the castle wall shape 4 times.



Decorate the castle walls as you like then cut them out.



Slide the top slit of one side into the bottom slit of the other side. Continue until all walls are joined.



Ta-da! Your cardboard castle is complete!



Now that you know how to join walls, what other buildings can you make? Barn? Skyscraper? Wizard's tower?

