CRAFTY CHALLENGE

Magic Carpet

Have fun decorating this magic carpet craft!

You will need these materials:
Printed template and decorations, glue, scissors



Color your Magic Carpet.



Color the shapes you want to use to decorate your Magic Carpet



Cut out the shapes you are going to use to decorate your Magic Carpet.



Use the lines as a guide to cut the fringes of the carpet.

Make a design.
Glue the shapes onto the Carpet.

Enjoy your Magic Carpet.
Take a toy for a ride on it.

East Baton Rouge Parish Library • Children's Services • 7711 Goodwood Blvd. Baton Rouge, LA 70806
225-231-3760 • www.ebrpl.com • www.facebook.com/EBRPLKids